



**energy**

Department:  
Energy  
**REPUBLIC OF SOUTH AFRICA**



**national treasury**

Department:  
National Treasury  
**REPUBLIC OF SOUTH AFRICA**





# Perspectives on the Renewable Energy Independent Power Producer Procurement Programme (REIPPPP) & the investment and business opportunities it offers

...”it (REIPPPP) has already established a flagship public-private partnership model for South Africa, and indeed the rest of Africa, and in the process is helping alleviate Eskom’s current power crisis while also reducing greenhouse gas emissions.”

- Enabling Renewable Energy in South Africa: Assessing the REIPPPP, WWF, August 2014



energy

Department:  
Energy  
REPUBLIC OF SOUTH AFRICA



national treasury

Department:  
National Treasury  
REPUBLIC OF SOUTH AFRICA





# Presentation Outline

1. Background of the IPPP Programme
2. The role and mandate of the IPPP Office
3. REIPPPP Progress to Date
4. REIPPPP's Contribution to Generation Capacity
5. REIPPPP Programme Successes
6. Available Investment and Business Opportunities
7. Most Accessible Contracting Opportunities



energy

Department:  
Energy  
REPUBLIC OF SOUTH AFRICA



national treasury

Department:  
National Treasury  
REPUBLIC OF SOUTH AFRICA





# Background of the IPPP Programme

## Overall Goal:-

- To procure energy while contributing to broader national development objectives *viz.* job creation, social upliftment & widening the scope of economic ownership

## REIPPPP Objectives:-

- Increase electricity supply, while reducing reliance on fossil fuels
- Stimulate an indigenous renewable energy industry
- Contribute to socio-economic development & environmentally sustainable growth



energy

Department:  
Energy  
REPUBLIC OF SOUTH AFRICA



national treasury

Department:  
National Treasury  
REPUBLIC OF SOUTH AFRICA





# Background – Continued

## NDP:-

- ❑ **SA must invest - strong network of economic infrastructure:-**
  - To support medium & long term economic and social goals
  
- ❑ **Energy infrastructure - critical component to underpin econ activity & growth**
- ❑ **10 000 MWs to be established by 2025 in addition to 2013 baseline of 44 000 MWs**

## IRP 2010:-

- ❑ **17 800 MW target - from renewable energy sources by 2030:-**
  - 5 000 MW - operational by 2019
  - Further 2 000 MW (i.e. combined 7 000 MW) operational by 2020



**energy**

Department:  
Energy  
REPUBLIC OF SOUTH AFRICA



**national treasury**

Department:  
National Treasury  
REPUBLIC OF SOUTH AFRICA





# Background – Continued

## Further capacity:-

- Base load
- Medium Term Risk Mitigation (MTRM) plan

## Determinations:-

- 6 925 MW - Renewable Energy
- 2 500 MW - Coal
- 800 MW - Co-generation (MTRM plan)
- 3 126 MW - Gas (2 652 MW base load + 474 MW MTRM)
- 2 609 MW - Imported hydro
- 6 300 MW of RE & 1 000 MW of cogeneration - promulgated on 18 August 2015



energy

Department:  
Energy  
REPUBLIC OF SOUTH AFRICA



national treasury

Department:  
National Treasury  
REPUBLIC OF SOUTH AFRICA





# Summary: Background of the IPPP Programme

## NDP

The National Development Plan (NDP) identifies the need for South Africa to invest in a strong network of economic infrastructure.

Energy infrastructure is a critical component.

The NDP requires the development of **10 000 MWs additional electricity capacity** to be established by 2025 against the 2013 baseline of 44 000 MWs.

## IRP

The Integrated Resource Plan (IRP) 2010 developed the **preferred energy mix** with which to meet the electricity needs over a 20 year planning horizon to 2030.

## Determinations

In May 2011, the DoE gazetted the **New Generation Regulations** under the Electricity Regulation Act (ERA) and made the following determinations:

- 6 925 MW RE
- 2 500 MW designated from coal-fired plants
- 800 MW of cogeneration under the MTRM plan
- 3 126 MW of Gas-fired power plants (2 652 MW base load + 474 MW MTRM)
- 2 609 MW of imported hydro

## IPPPP

The Independent Power Producer Procurement Programme (IPPPP) is a key vehicle for **securing electricity capacity** from the private Sector for **renewable and non-renewable energy sources** as determined by the Minister of Energy.





# Role & Mandate of the IPP Office

- A joint venture between DoE, NT & DBSA
- **Primary mandate:-**
  - Secure electrical energy from the private sector via renewable & non-renewable energy sources
- **Services Offered:-**
  - Professional advisory services
  - Procurement management services
  - Monitoring, evaluation & contract management services



energy

Department:  
Energy  
REPUBLIC OF SOUTH AFRICA



national treasury

Department:  
National Treasury  
REPUBLIC OF SOUTH AFRICA



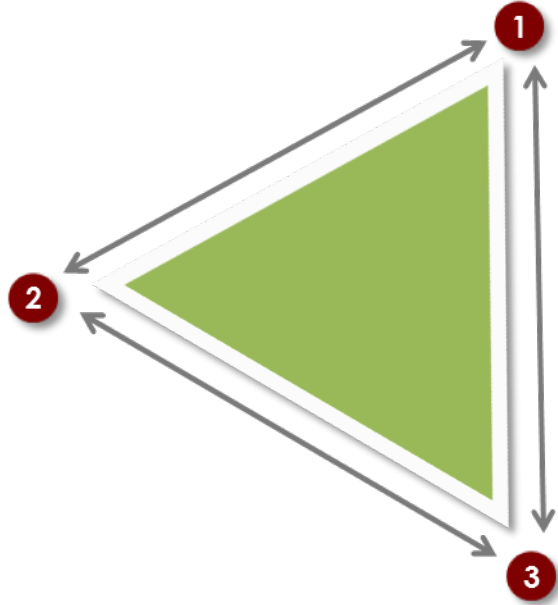




# Role & Mandate of the IPP Office

## Non Renewable Energy Procurement

- Coal (base load)
- Cogeneration
- Gas



## Renewable Energy Procurement

- REIPP Procurement Programme (onshore wind, solar PV, CSP, small hydro, biomass, biogas, landfill gas)
- Small RE IPPs
- Hydro
- Cogeneration (from agricultural waste / byproducts)

## ADVISORY SERVICES

- Gas Utilisation Master Plan (GUMP)
- Small projects fund
- Biofuels



energy

Department:  
Energy  
REPUBLIC OF SOUTH AFRICA



national treasury

Department:  
National Treasury  
REPUBLIC OF SOUTH AFRICA





# Role of the IPP Office – Continued

## REIPPPP Procurement:-

- Onshore wind, solar PV, CSP, small hydro, biomass, biogas, landfill gas)
- Small RE IPPs
- Hydro
- Cogeneration (agricultural waste/by products)

## Non-Renewable Energy Procurement:-

- Coal (base load)
- Cogeneration
- Gas

## Advisory Services:-

- Gas Utilisation Master Plan (GUMP)
- Small projects fund
- Others (Biofuels, demand side management, cross-border)



energy

Department:  
Energy  
REPUBLIC OF SOUTH AFRICA



national treasury

Department:  
National Treasury  
REPUBLIC OF SOUTH AFRICA





# REIPPPP Progress to Date

## BW 1

- Submission date: 4 November 2011
- 28 preferred bidders
- 1 425 MW of contracted capacity
- Signature of the PPAs - 5 November 2012

## BW 2

- Submission date: 5 March 2012
- 19 preferred bidders
- 1 040 MW of contracted capacity
- Signature of the PPAs - 9 May 2013

## BW 3

- Submission date: 19 August 2013
- 17 preferred bidders
- 1 457 MW of contracted capacity
- Signature of the PPAs - 11 December 2014 (except 2 projects to be signed by mid 2015)

## BW 3.5

- Submission date: 31 March 2014
- 2 preferred bidders
- 200 MW of contracted capacity
- Signature of the PPAs - expected mid 2015

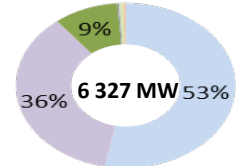
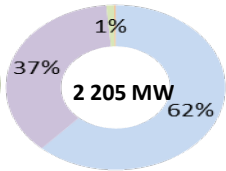
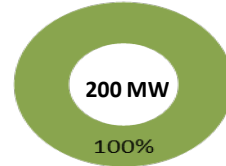
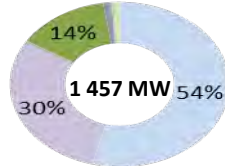
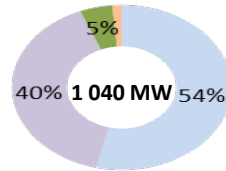
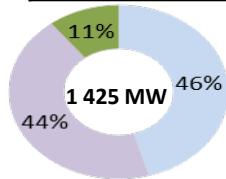
## BW 4

- Submission date: 18 August 2014
- 26 preferred bidders
- 2 205 MW of contracted capacity
- Announcement of 13 preferred bidders on 16 April 2015
- 13 additional bidders were announced on 7 June 2015
- 1 800 MW Expedited Bid Window due on 1 October 2015

# REIPPPP's Contribution to Generation Capacity

Since November 2011 more than 6 327 MW from 92 renewable energy projects have been awarded – wind projects contribute more than half of total capacity

|              | BW1         |                    | BW2         |                    | BW3         |                    | BW3.5       |                    | BW 4         |                    | ALL          |                    |
|--------------|-------------|--------------------|-------------|--------------------|-------------|--------------------|-------------|--------------------|--------------|--------------------|--------------|--------------------|
|              | Capacity MW | Number of Projects | Capacity MW | Number of Projects | Capacity MW | Number of Projects | Capacity MW | Number of Projects | Capacity MW  | Number of Projects | Capacity MW  | Number of Projects |
| Onshore Wind | 649         | 8                  | 559         | 7                  | 787         | 7                  |             |                    | 1 362        | 12                 | 3 357        | 34                 |
| Solar PV     | 627         | 18                 | 417         | 9                  | 435         | 6                  |             |                    | 813          | 12                 | 2 292        | 45                 |
| Solar CSP    | 150         | 2                  | 50          | 1                  | 200         | 2                  | 200         | 2                  |              |                    | 600          | 7                  |
| Landfill Gas |             |                    |             |                    | 18          | 1                  |             |                    |              |                    | 18           | 1                  |
| Biomass      |             |                    |             |                    | 17          | 1                  |             |                    | 25           | 1                  | 42           | 2                  |
| Small Hydro  |             |                    | 14          | 2                  |             |                    |             |                    | 5            | 1                  | 19           | 3                  |
|              | <b>1425</b> | <b>28</b>          | <b>1040</b> | <b>19</b>          | <b>1457</b> | <b>17</b>          | <b>200</b>  | <b>2</b>           | <b>2 205</b> | <b>26</b>          | <b>6 327</b> | <b>92</b>          |





# REIPPPP Programme Successes

(up to June 2015)

WITH ONLY THE FIRST 39 IPPs CONNECTED TO THE GRID BY 1 SEPTEMBER 2015, THE REIPPPP IS ALREADY CHANGING THE SOUTH AFRICAN ENERGY LANDSCAPE FOR THE BETTER



**4 294**

GWh  
Power generated to date  
using renewable energy  
procured by the REIPPPP



**4.0**

Rand billion  
More in financial benefit for  
the country than its cost



**1.2**

million  
Homes equivalent powered  
by electricity generated from  
RE



**19 050**

job years  
Employment opportunities  
for South African citizens  
during construction and  
operation



# REIPPPP North West Project Locations

| District                  | Municipality      | Nearest Town      | BW  | Project Name        | MW  | Tech |
|---------------------------|-------------------|-------------------|-----|---------------------|-----|------|
| Bojanala                  | Rustenburg        | Marikana          | 1   | RustMo1 Solar Farm  | 6.8 | PV   |
|                           | Madibeng          | Brits             | 4.5 | De Wildt            | 50  | PV   |
| Dr Kenneth Kaunda         | City of Matlosana | Matlosana         | 4.5 | Bokamoso            | 68  | PV   |
| Ngaka Modiri Molema       | Ramotshere Moiloa | Ramotshere Moiloa | 4.5 | Zeerust             | 75  | PV   |
| Dr Ruth Segomotsi Mompati | Naledi            | Vryburg           | 4.5 | Waterloo Solar Park | 75  | PV   |



**energy**

Department:  
Energy  
REPUBLIC OF SOUTH AFRICA



**national treasury**

Department:  
National Treasury  
REPUBLIC OF SOUTH AFRICA





# Available Investment & Business Opportunities

## Manufacturing Opportunities for Onshore Wind Energy:-

- **Small wind turbines:-**

- e.g. - Kestrel Wind Turbines (0.6kW to 3kW in size)
- Aero-Energy

- **Medium/large wind-turbine generators:-**

- e.g. - PalmTree Power (300kW)

- **Large grid-connected wind turbines:-**

Limited quantities of components for this market sector



energy

Department:  
Energy  
REPUBLIC OF SOUTH AFRICA



national treasury

Department:  
National Treasury  
REPUBLIC OF SOUTH AFRICA





# Available Investment & Business Opportunities

## CSP Value Chain:-

- **Materials:-** steel, plastic, copper, brass, aluminium, concrete, silica, molten salt and synthetic oil. While these are generally sourced globally, many materials (including steel, plastic, aluminium, concrete and potentially synthetic oil) are available in South Africa and some can be manufactured locally.
- **Components:-** for the collector system, steam generator system, heat storage system and electrical/control system. Some of these can be manufactured by South African engineering, aerospace and automotive companies.
- **Construction/assembly:-** most of the construction can be undertaken by South African companies.



energy

Department:  
Energy  
REPUBLIC OF SOUTH AFRICA



national treasury

Department:  
National Treasury  
REPUBLIC OF SOUTH AFRICA







# Available Investment & Business Opportunities

## Solar PV:-

- South Africa has potential for local production of several components that make up a Solar PV plant including:-
  - Module
  - Inverters,
  - Tracking systems
  - Steel structures
  - Cabling
  - Transformers



energy

Department:  
Energy  
REPUBLIC OF SOUTH AFRICA



national treasury

Department:  
National Treasury  
REPUBLIC OF SOUTH AFRICA





# Most Accessible Contracting Opportunities

## CONSTRUCTION PHASE

### Electrical:

- Materials Supply
- Cable Installations
- Design
- Sub-station Build

### Logistics & Other:

- Security
- Labour Hire
- Accommodation
- Transport
- Crane Hire and Installation
- Cleaning
- Catering

## CONSTRUCTION PHASE

### Civil:

- Concrete Works
- Reinforcing Steel
- Fuel Supplies
- Storm Water Pipes
- Cement Supply
- Plant Hire
- Fencing
- Tipping Trucks



energy

Department:  
Energy  
REPUBLIC OF SOUTH AFRICA



national treasury

Department:  
National Treasury  
REPUBLIC OF SOUTH AFRICA





# Most Accessible Contracting Opportunities - Continued

## OPERATIONS PHASE

- Cleaning
- Gardening
- Electrical Maintenance
- Panels Cleaning
- Transport
- Security



energy

Department:  
Energy  
REPUBLIC OF SOUTH AFRICA



national treasury

Department:  
National Treasury  
REPUBLIC OF SOUTH AFRICA





# Contact Information

For any enquiries related to the IPPP Programmes, please contact the IPP Office by using the following email address:

[query@ipp-renewables.co.za](mailto:query@ipp-renewables.co.za)

Website address: [www.ipp-projects.co.za](http://www.ipp-projects.co.za)



energy

Department:  
Energy  
REPUBLIC OF SOUTH AFRICA



national treasury

Department:  
National Treasury  
REPUBLIC OF SOUTH AFRICA

